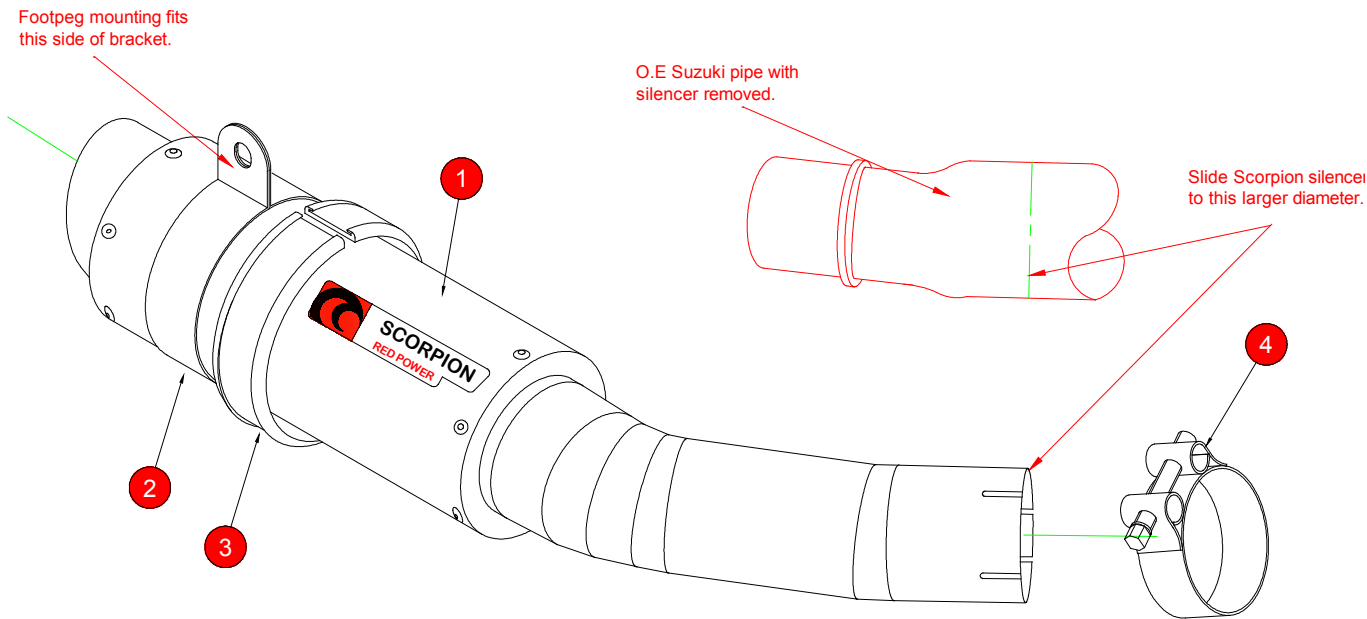




Box: PLOCK 1

| | | | |
|-------|---|----------|----------------------------|
| BIKE | SUZUKI GSXR 1000 L2 | PART NO. | SI-1007 |
| YEAR | 2012-ON | FIT KITS | Z039.10459 |
| NOTES | Use standard fittings where not supplied Remove standard gasket if fitted. | FEATURES | Db Killer: Z028..20129 (U) |



- 1 RP1-GP Silencer (SC241) with Intergrated (CP692)
- 2 Titanium Silencer Strap (Z028.10013)
- 3 Square Edge Rubber (275mm long) (Z029.10024)
- 4 59-63mm Band Clamp (Z016.10001)

| | |
|------------|---|
| E-MARK | SI-106  2323  |
| ISSUE NO. | 0 |
| DATE | 18/06/12 |
| AUTHORISED | T.Rowley |
| CHECKED | |

NOTE: ENSURE SCORPION SYSTEM IS CLEAR OF MOVING PARTS AND ALL ORIGINAL FUNCTIONS WORK CORRECTLY.



A) Remove original exhaust from bike, taking care to keep all original components in a safe place.

B) Refit Scorpion exhaust as per line diagram above.

C) When fitted take bike for a short ride to ensure all functions are correct.

D) When bike & exhaust are cool enough check all nuts and bolts are still secure.