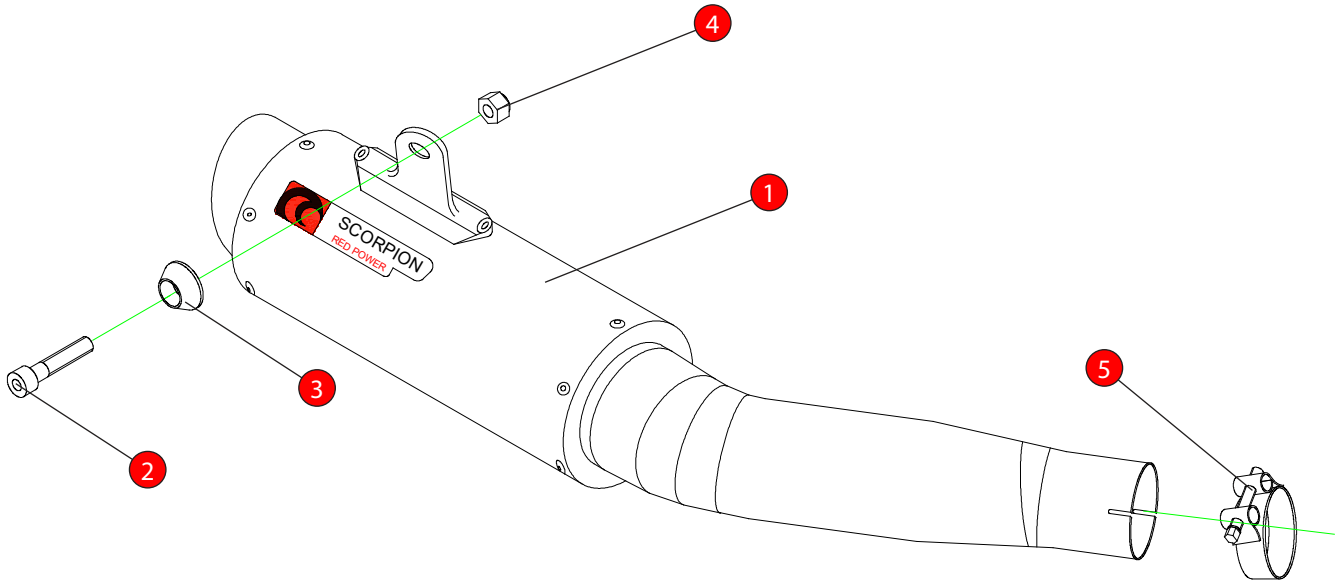




Box: PLOCK 1

| | | | |
|-------|--|----------|-----------------------------|
| BIKE | SUZUKI GSXR 600/750 L1 (k11) | PART NO. | SI-1005 |
| YEAR | 2011- Current | FIT KITS | Z039.10400 |
| NOTES | RP-1 GP Remove OE gasket before fitting scorpion product. | FEATURES | Db Killer:- Z038.10530 (EE) |



- | | |
|--|-----------------------------------|
| 1 225mm RP-1 GP Silencer (SC384) with integrated Connecting Pipe (CP619) | 4 M8 Nyloc Nut (Z017.10062) |
| 2 M8 x 60mm Cap Head Bolt (Z017.10080) | 5 43-47mm Band Clamp (Z016.10008) |
| 3 Alloy Bolt Finisher (Z026.20068) | |

| | |
|------------|---|
| E-MARK | RSC202  3056  |
| ISSUE NO. | 5 |
| DATE | 11/01/17 |
| AUTHORISED | M.YDLIBI |
| CHECKED | |

NOTE: ENSURE SCORPION SYSTEM IS CLEAR OF MOVING PARTS AND ALL ORIGINAL FUNCTIONS WORK CORRECTLY.



A) Remove original exhaust from bike, taking care to keep all original components in a safe place.

B) Refit Scorpion exhaust as per line diagram above.

C) When fitted take bike for a short ride to ensure all functions are correct.

D) When bike & exhaust are cool enough check all nuts and bolts are still secure.